

How to Find Medical Forms Online

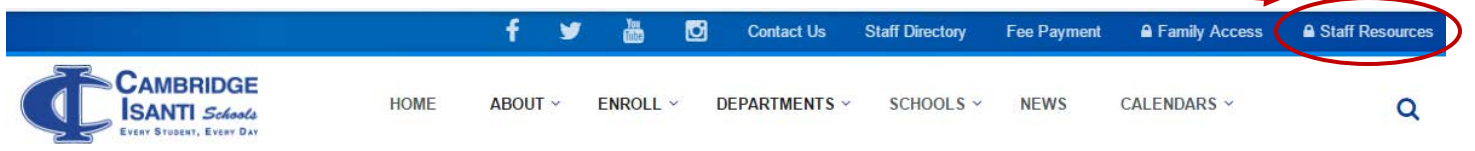
1. Open a web browser, such as Google Chrome or Mozilla Firefox, by double clicking on the icon on the desktop of the computer.



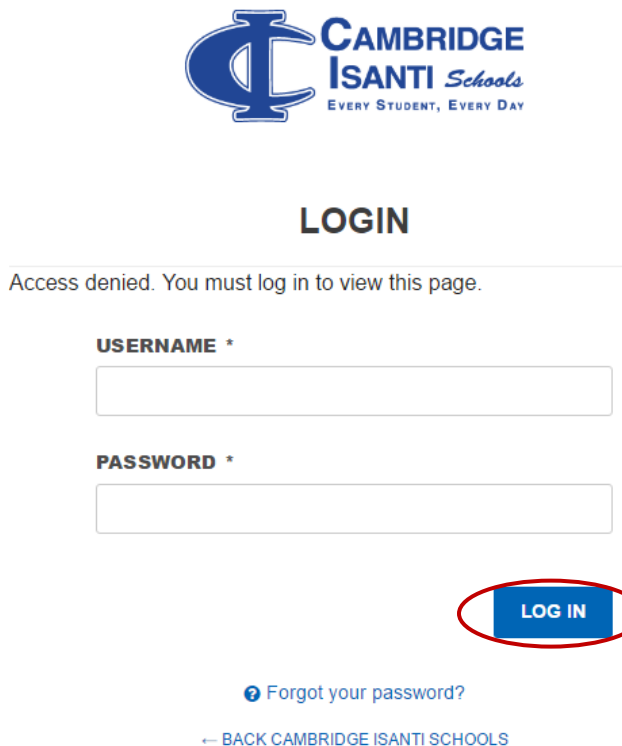
2. In the address bar at the top of the web browser window, type www.c-ischools.org and hit enter.



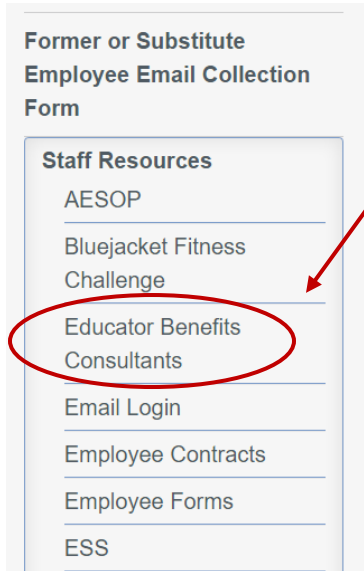
3. Click on "Staff Resources" at the top of the page.



4. Enter your technology username and password, then click the blue "Log In" button to log into the Staff Resources page.

A screenshot of the Cambridge Isanti Schools login page. At the top left is the Cambridge Isanti Schools logo. Below it, the word "LOGIN" is centered. A message reads "Access denied. You must log in to view this page." Below this message are two input fields: "USERNAME *" and "PASSWORD *". At the bottom of the form is a blue "LOG IN" button, which is circled in red. Below the button is a link for "Forgot your password?" and a link to "BACK CAMBRIDGE ISANTI SCHOOLS".

5. Scroll down and look for “Educator Benefits Consultants” listed in the menu on the right hand side of the screen. When you find it, click on it.



6. Now you’re able to access all the forms you may need for insurance, FLEX spending, and 403B. Simply click on the blue button and the form will open in a new window so you can print it. There is even a brochure called “Claim & Benefit Brochure” which explains how our insurance plan works and how to file a claim.

*Note: Once it’s opened, simply right click on the form with your mouse and choose “print” to send it to the printer of your choice.



[VISIT THE EBC WEBSITE](#)

On this page you will find information related to the EBC Solutions Program:

[CLAIM & BENEFIT BROCHURE](#)

[FLEX REIMBURSEMENT FORM](#)

[EBC FLEX - ONLINE CLAIM LINK](#)

[HRA REIMBURSEMENT FORM](#)

[HRA - ONLINE FILING](#)

[403B ADVISOR CONTACT LIST](#)

[403B SALARY REDUCTION FORM](#)